



# CITY AND COUNTY OF DENVER

## DEPARTMENT OF SAFETY FIRE • POLICE • SHERIFF

Office of Manager  
1331 Cherokee Street  
Room 302  
Denver, CO 80204-2720  
Phone: (720) 913-6020  
Fax: (720) 913-7028

### MEMORANDUM

**DATE:** March 25, 2008  
**TO:** Rudy Sandoval, District 4 Commander  
**FROM:** Mel Thompson, Deputy Manager of Safety  
**SUBJECT:** Reported Offenses in West Washington Park Neighborhood Association

---

Attached is the information for reported offenses in the West Washington Park Neighborhood Association from February 1, 2008 through February 29, 2008.

### ANALYSIS

- Part 1 property crimes accounted for 73.1% of the crimes in the neighborhood.
- Tuesday and Saturday had the highest average of crimes with 2.50 per day.
- By hour, the highest hours of occurrence were in the 8:00 am and 10:00 pm hour. Please note that if the occurred time is missing the system defaults to the midnight hour.

If you have any questions, please do not hesitate to call.

Cc: Alvin J. LaCabe, Jr., Manager of Safety  
Gerald R. Whitman, Chief of Police  
Mary Beth Klee, Division Chief of Patrol

**NUMBER OF REPORTED OFFENSES  
IN THE WEST WASHINGTON PARK NEIGHBORHOOD ASSOC.  
FEBRUARY 1, 2008 THROUGH FEBRUARY 29, 2008**

TYPE OF CRIME		NUMBER	PERCENT
<b>Part 1 Persons</b>	Homicide	0	0.0%
	Sexual Assault	0	0.0%
	Robbery	2	3.8%
	Aggravated Assault	0	0.0%
SUBTOTAL		2	3.8%
<b>Part 1 Property</b>	Burglary	17	32.7%
	Larceny (Except Theft from Motor Veh)	6	11.5%
	Larceny (Theft from Motor Vehicle)	7	13.5%
	Auto Theft	8	15.4%
	Arson	0	0.0%
SUBTOTAL		38	73.1%
<b>PART 1 TOTAL</b>		<b>40</b>	<b>76.9%</b>
<b>Other Crimes Against Persons</b>	Other Assaults	0	0.0%
	Other Sex Offenses	0	0.0%
	Against Family/Child	0	0.0%
SUBTOTAL		0	0.0%
<b>Public Disorder Crimes</b>	Criminal Mischief	6	11.5%
	Prostitution and Commercialized Vice	0	0.0%
	Disorderly Conduct	0	0.0%
SUBTOTAL		6	11.5%
<b>Drug and Alcohol</b>	Drug Abuse Violations	1	1.9%
	Liquor Law Violations	0	0.0%
SUBTOTAL		1	1.9%
<b>White Collar Crimes</b>	Forgery and Counterfeiting	0	0.0%
	Fraud	4	7.7%
	Embezzlement	0	0.0%
SUBTOTAL		4	7.7%
<b>All Other Crimes</b>	Stolen Property	0	0.0%
	Weapons	0	0.0%
	All Other Offenses	1	1.9%
SUBTOTAL		1	1.9%
<b>PART 2 TOTAL</b>		<b>12</b>	<b>23.1%</b>
<b>TOTAL</b>		<b>52</b>	<b>100.0%</b>

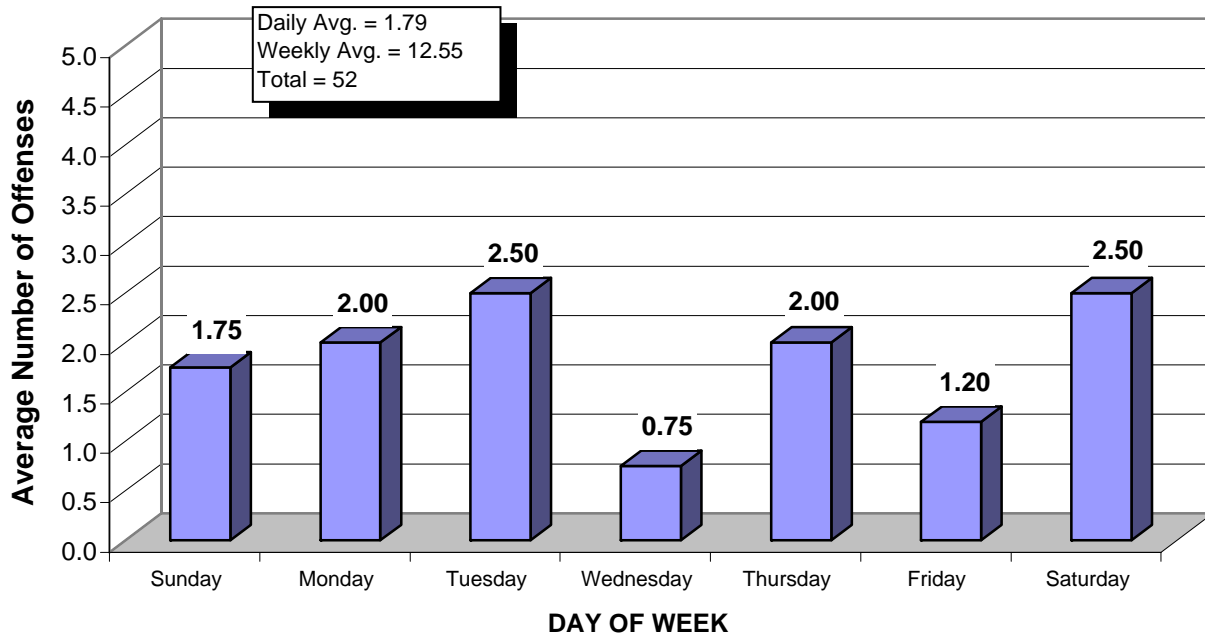
All files utilized in the creation of this report are dynamic. Dynamic files allow additions, deletions and/or modifications at any time, resulting in more complete and accurate records in the databases. Due to continuous data entry after reports are compiled, numbers may vary in previous or subsequent reports. Data downloaded 3/7/08.



**NUMBER OF REPORTED OFFENSES  
IN THE WEST WASHINGTON PARK NEIGHBORHOOD ASSOCIATION  
BY OCCURRED DAY OF WEEK: FEBRUARY 1, 2008 THROUGH FEBRUARY 29, 2008**

DAY OF WEEK	NUMBER	PERCENT	AVG#
Sunday	7	13.5%	1.75
Monday	8	15.4%	2.00
Tuesday	10	19.2%	2.50
Wednesday	3	5.8%	0.75
Thursday	8	15.4%	2.00
Friday	6	11.5%	1.20
Saturday	10	19.2%	2.50
<b>TOTAL</b>	<b>52</b>	<b>100.0%</b>	<b>1.79</b>

**AVERAGE NUMBER OF REPORTED OFFENSES  
IN THE WEST WASHINGTON PARK NEIGHBORHOOD ASSOC.  
BY OCCURRED DAY OF WEEK: FEBRUARY 1, 2008 THROUGH FEBRUARY 29, 2008**



Note: Based on day of occurrence.

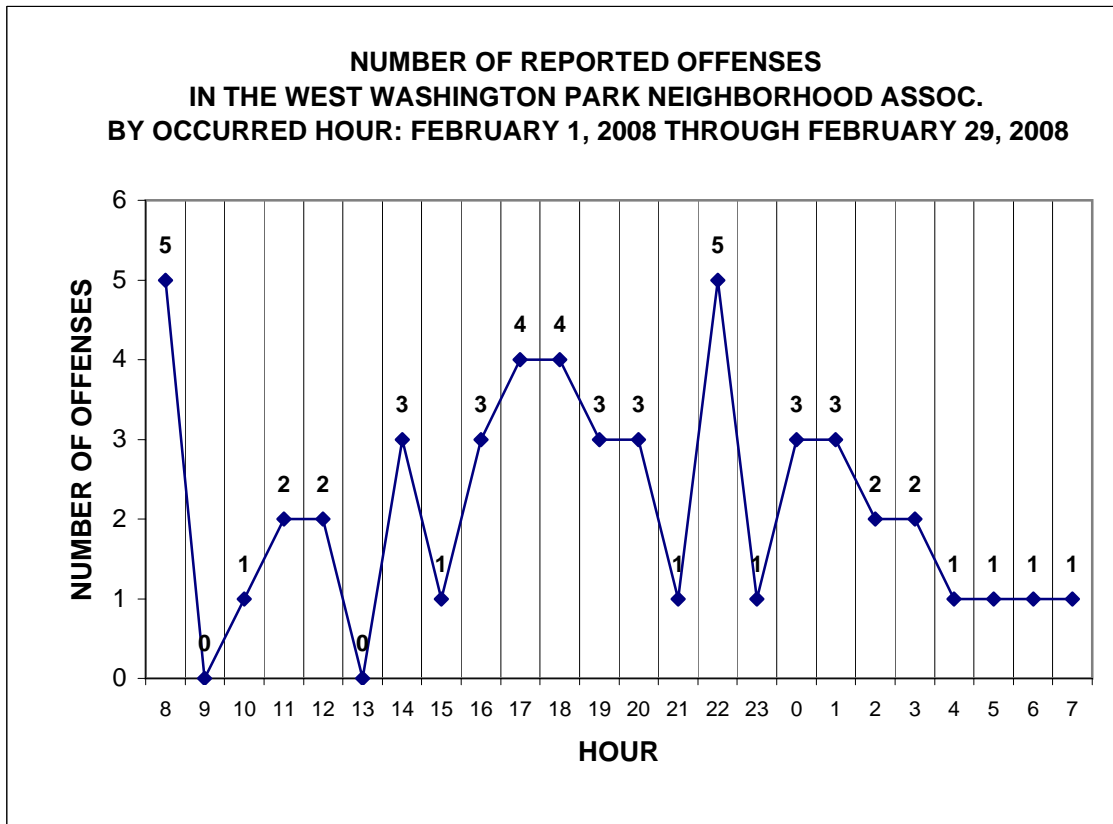
All files used to generate this report are dynamic. Dynamic files allow additions, deletions and/or modifications at any time, resulting in more complete and accurate records in the databases. Due to continuous data entry after reports are compiled, subsequent reports are subject to change.

PREPARED TO DEPARTMENT OF SAFETY PUBLIC INFORMATION STANDARDS

Source: Legacy System geoverified to DenverGIS Street Centerline

**NUMBER OF REPORTED OFFENSES  
IN THE WEST WASHINGTON PARK NEIGHBORHOOD ASSOCIATION  
BY OCCURRED HOUR: FEBRUARY 1, 2008 THROUGH FEBRUARY 29, 2008**

HOUR	NUMBER	PERCENT	HOUR	NUMBER	PERCENT
0800-0859	5	9.6%	2000-2059	3	5.8%
0900-0959	0	0.0%	2100-2159	1	1.9%
1000-1059	1	1.9%	2200-2259	5	9.6%
1100-1159	2	3.8%	2300-2359	1	1.9%
1200-1259	2	3.8%	0000-0059	3	5.8%
1300-1359	0	0.0%	0100-0159	3	5.8%
1400-1459	3	5.8%	0200-0259	2	3.8%
1500-1559	1	1.9%	0300-0359	2	3.8%
1600-1659	3	5.8%	0400-0459	1	1.9%
1700-1759	4	7.7%	0500-0559	1	1.9%
1800-1859	4	7.7%	0600-0659	1	1.9%
1900-1959	3	5.8%	0700-0759	1	1.9%
<b>TOTAL</b>				52	100.0%



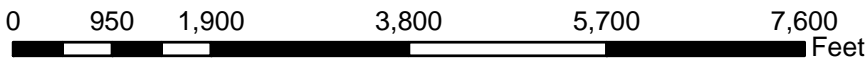
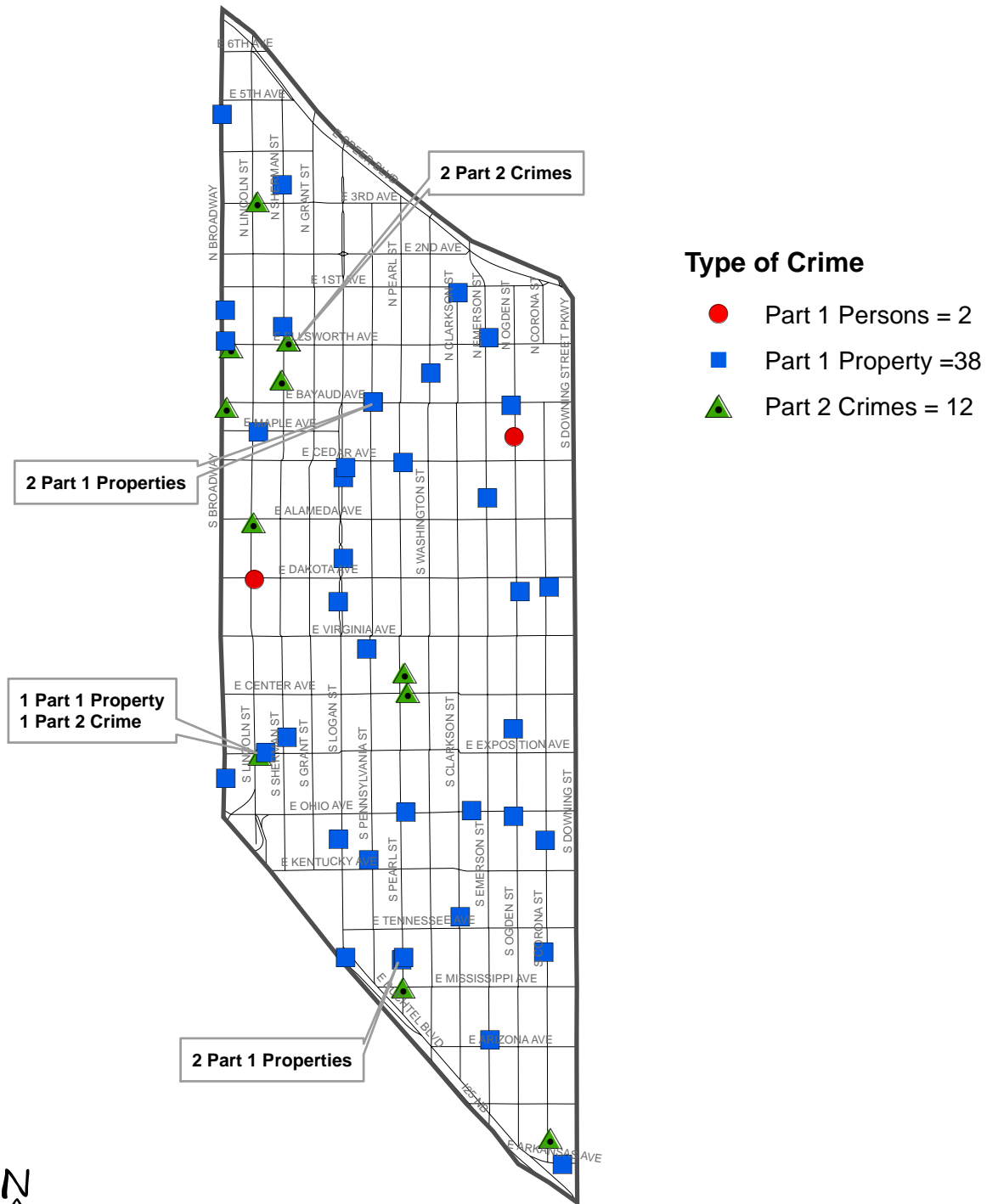
Note: Based on hour of occurrence.

All files used to generate this report are dynamic. Dynamic files allow additions, deletions and/or modifications at any time, resulting in more complete and accurate records in the databases. Due to continuous data entry after reports are compiled, subsequent reports are subject to change.

PREPARED TO DEPARTMENT OF SAFETY PUBLIC INFORMATION STANDARDS

Source: Legacy System geoverified to DenverGIS Street Centerline

# REPORTED OFFENSES IN WEST WASHINGTON PARK NEIGHBORHOOD ASSOCIATION FEBRUARY, 2008 TOTAL = 52



All files used to generate this report are dynamic. Dynamic files allow additions, deletions and/or modifications at any time, resulting in more complete and accurate records in the databases. Due to continuous data entry after reports are compiled, subsequent reports are subject to change.