



CITY AND COUNTY OF DENVER

DEPARTMENT OF SAFETY FIRE • POLICE • SHERIFF

Office of Manager
1331 Cherokee Street
Room 302
Denver, CO 80204-2720
Phone: (720) 913-6020
Fax: (720) 913-7028

MEMORANDUM

DATE: December 17, 2007
TO: Rudy Sandoval, District 4 Commander
FROM: Mel Thompson, Deputy Manager of Safety
SUBJECT: Reported Offenses in West Washington Park Neighborhood Association

Attached is the information for reported offenses in the West Washington Park Neighborhood Association from November 1, 2007 through November 30, 2007.

ANALYSIS

- Part 1 property crimes accounted for 67.6% of the crimes in the neighborhood.
- Friday had the highest average of crimes with 3.80 per day.
- By hour, the highest hour of occurrence was in the 10:00 pm hour. Please note that if the occurred time is missing the system defaults to the midnight hour.
- There was a concentration of part 1 property crimes between E 2nd Ave and E Cedar Ave.

If you have any questions, please do not hesitate to call.

Cc: Alvin J. LaCabe, Jr., Manager of Safety
Gerald R. Whitman, Chief of Police
Mary Beth Klee, Division Chief of Patrol

**NUMBER OF REPORTED OFFENSES
IN THE WEST WASHINGTON PARK NEIGHBORHOOD ASSOC.
NOVEMBER 1, 2007 THROUGH NOVEMBER 30, 2007**

TYPE OF CRIME		NUMBER	PERCENT
Part 1 Persons	Homicide	0	0.0%
	Sexual Assault	0	0.0%
	Robbery	0	0.0%
	Aggravated Assault	6	8.1%
SUBTOTAL		6	8.1%
Part 1 Property	Burglary	13	17.6%
	Larceny (Except Theft from Motor Veh)	5	6.8%
	Larceny (Theft from Motor Vehicle)	14	18.9%
	Auto Theft	18	24.3%
	Arson	0	0.0%
SUBTOTAL		50	67.6%
PART 1 TOTAL		56	75.7%
Other Crimes Against Persons	Other Assaults	3	4.1%
	Other Sex Offenses	1	1.4%
	Against Family/Child	0	0.0%
SUBTOTAL		4	5.4%
Public Disorder Crimes	Criminal Mischief	10	13.5%
	Prostitution and Commercialized Vice	0	0.0%
	Disorderly Conduct	0	0.0%
SUBTOTAL		10	13.5%
Drug and Alcohol	Drug Abuse Violations	1	1.4%
	Liquor Law Violations	0	0.0%
SUBTOTAL		1	1.4%
White Collar Crimes	Forgery and Counterfeiting	0	0.0%
	Fraud	1	1.4%
	Embezzlement	1	1.4%
SUBTOTAL		2	2.7%
All Other Crimes	Stolen Property	0	0.0%
	Weapons	0	0.0%
	All Other Offenses	1	1.4%
SUBTOTAL		1	1.4%
PART 2 TOTAL		18	24.3%
TOTAL		74	100.0%

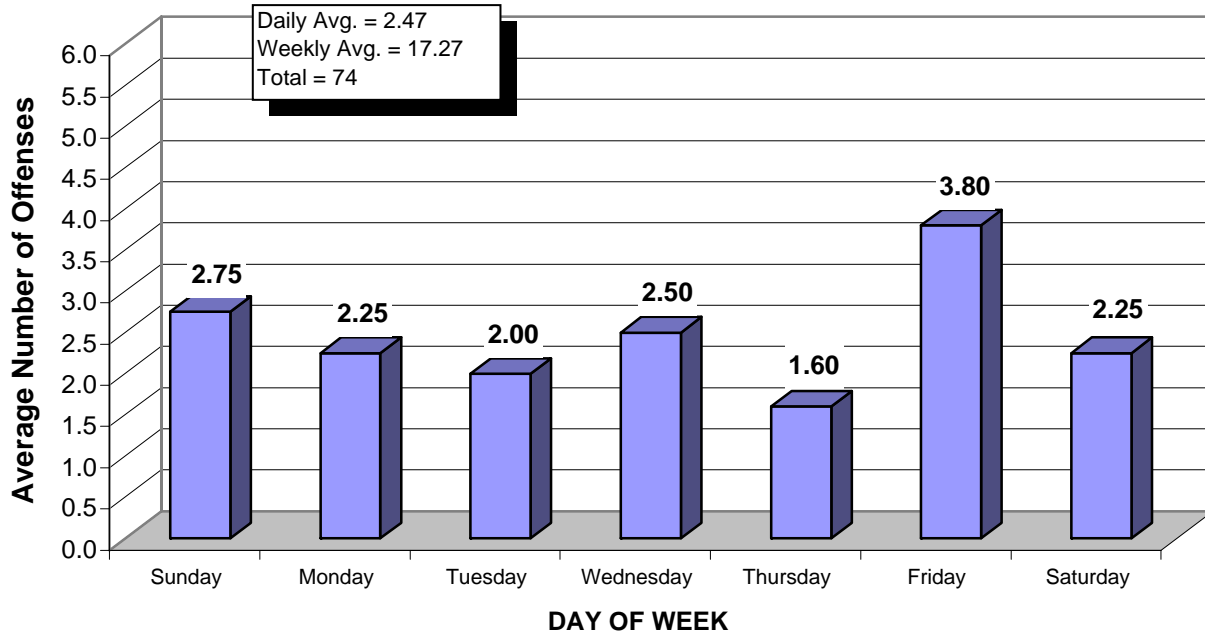
All files utilized in the creation of this report are dynamic. Dynamic files allow additions, deletions and/or modifications at any time, resulting in more complete and accurate records in the databases. Due to continuous data entry after reports are compiled, numbers may vary in previous or subsequent reports. Data downloaded 12/11/07.



**NUMBER OF REPORTED OFFENSES
IN THE WEST WASHINGTON PARK NEIGHBORHOOD ASSOCIATION
BY OCCURRED DAY OF WEEK: NOVEMBER 1, 2007 THROUGH NOVEMBER 30, 2007**

DAY OF WEEK	NUMBER	PERCENT	AVG#
Sunday	11	14.9%	2.75
Monday	9	12.2%	2.25
Tuesday	8	10.8%	2.00
Wednesday	10	13.5%	2.50
Thursday	8	10.8%	1.60
Friday	19	25.7%	3.80
Saturday	9	12.2%	2.25
TOTAL	74	100.0%	2.47

**AVERAGE NUMBER OF REPORTED OFFENSES
IN THE WEST WASHINGTON PARK NEIGHBORHOOD ASSOC.
BY OCCURRED DAY OF WEEK: NOVEMBER 1, 2007 THROUGH NOVEMBER 30, 2007**



Note: Based on day of occurrence.

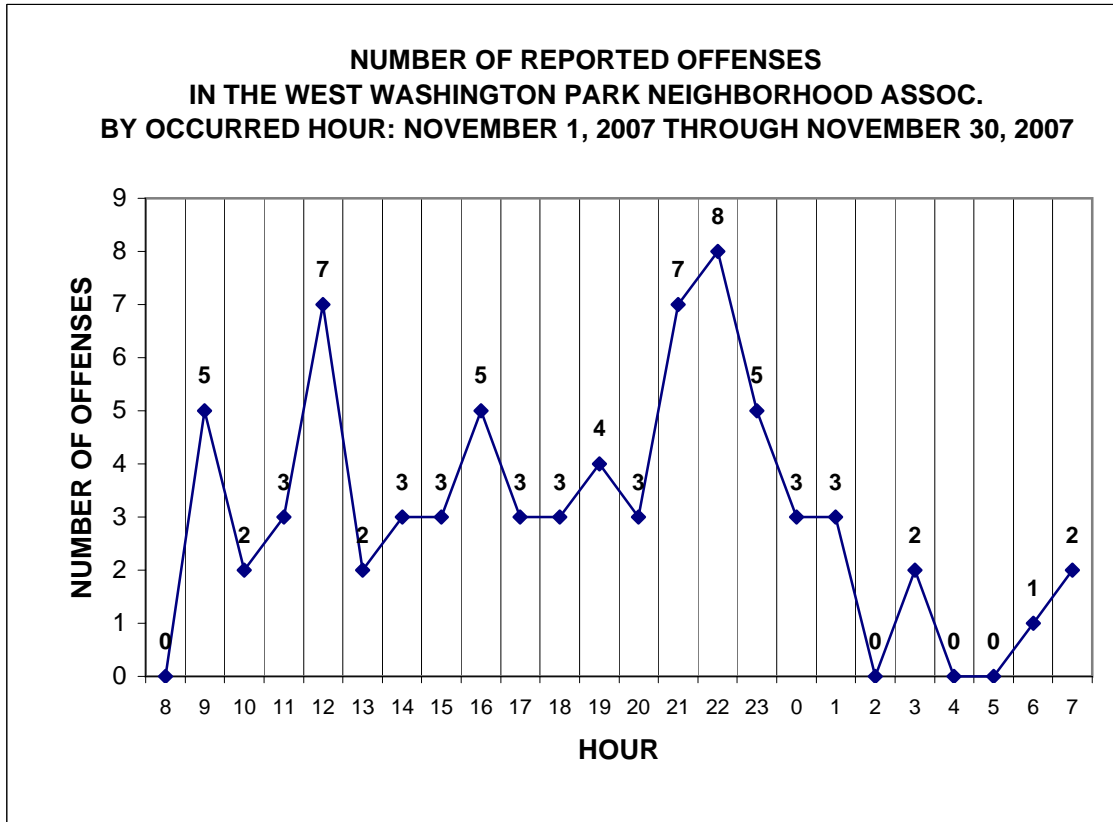
All files used to generate this report are dynamic. Dynamic files allow additions, deletions and/or modifications at any time, resulting in more complete and accurate records in the databases. Due to continuous data entry after reports are compiled, subsequent reports are subject to change.

PREPARED TO DEPARTMENT OF SAFETY PUBLIC INFORMATION STANDARDS

Source: Legacy System geoverified to DenverGIS Street Centerline

**NUMBER OF REPORTED OFFENSES
IN THE WEST WASHINGTON PARK NEIGHBORHOOD ASSOCIATION
BY OCCURRED HOUR: NOVEMBER 1, 2007 THROUGH NOVEMBER 30, 2007**

HOUR	NUMBER	PERCENT	HOUR	NUMBER	PERCENT
0800-0859	0	0.0%	2000-2059	3	4.1%
0900-0959	5	6.8%	2100-2159	7	9.5%
1000-1059	2	2.7%	2200-2259	8	10.8%
1100-1159	3	4.1%	2300-2359	5	6.8%
1200-1259	7	9.5%	0000-0059	3	4.1%
1300-1359	2	2.7%	0100-0159	3	4.1%
1400-1459	3	4.1%	0200-0259	0	0.0%
1500-1559	3	4.1%	0300-0359	2	2.7%
1600-1659	5	6.8%	0400-0459	0	0.0%
1700-1759	3	4.1%	0500-0559	0	0.0%
1800-1859	3	4.1%	0600-0659	1	1.4%
1900-1959	4	5.4%	0700-0759	2	2.7%
TOTAL				74	100.0%



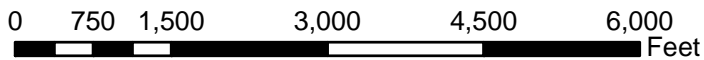
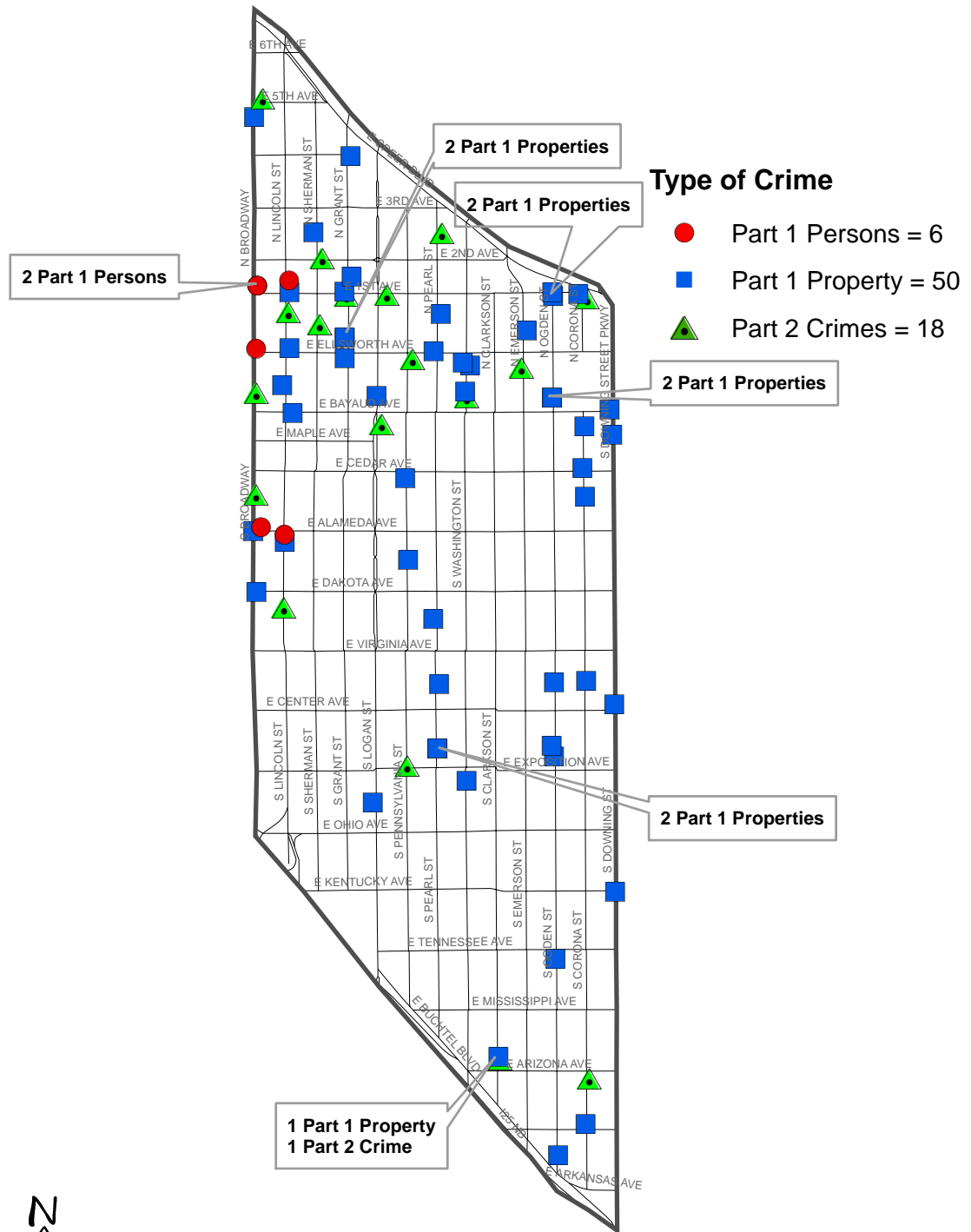
Note: Based on hour of occurrence.

All files used to generate this report are dynamic. Dynamic files allow additions, deletions and/or modifications at any time, resulting in more complete and accurate records in the databases. Due to continuous data entry after reports are compiled, subsequent reports are subject to change.

PREPARED TO DEPARTMENT OF SAFETY PUBLIC INFORMATION STANDARDS

Source: Legacy System geoverified to DenverGIS Street Centerline

REPORTED OFFENSES IN WEST WASHINGTON PARK NEIGHBORHOOD ASSOCIATION NOVEMBER, 2007 TOTAL = 74



All files used to generate this report are dynamic. Dynamic files allow additions, deletions and/or modifications at any time, resulting in more complete and accurate records in the databases. Due to continuous data entry after reports are compiled, subsequent reports are subject to change.