



CITY AND COUNTY OF DENVER

DEPARTMENT OF SAFETY FIRE • POLICE • SHERIFF

Office of Manager
1331 Cherokee Street
Room 302
Denver, CO 80204-2720
Phone: (720) 913-6020
Fax: (720) 913-7028

MEMORANDUM

DATE: August 19, 2008
TO: Tech. Cari Jimenez, District 3 CRO
FROM: Mel Thompson, Deputy Manager of Safety
SUBJECT: Reported Offenses in the Washington Park Neighborhood

The attached report summarizes the reported offenses in the Washington Park neighborhood for July 2008. The statistics are summarized by type of offense, day-of-week and hour. A map is included for the geographic distribution of offenses.

SUMMARY

- Part 1 property crimes accounted for 92.3% of the reported offenses.
- By day-of-week, Wednesday had the highest per-day average (1.20 per day).
- By hour, the highest hour of occurrence was in the 3:00 pm hour. Offenses where the occurred hour is unknown default to the midnight hour.
- There was a concentration of theft from motor vehicle crimes from E Dakota Ave to E Louisiana Ave.

If you have any questions, please do not hesitate to call.

Cc: Alvin J. LaCabe, Jr., Manager of Safety
Gerald R. Whitman, Chief of Police
Mary Beth Klee, Division Chief of Patrol

**NUMBER OF REPORTED OFFENSES
IN THE WASHINGTON PARK NEIGHBORHOOD
JULY 1, 2008 THROUGH JULY 31, 2008**

TYPE OF CRIME		NUMBER	PERCENT
Part 1 Persons	Homicide	0	0.0%
	Sexual Assault	0	0.0%
	Robbery	0	0.0%
	Aggravated Assault	0	0.0%
SUBTOTAL		0	0.0%
Part 1 Property	Burglary	6	23.1%
	Larceny (Except Theft from Motor Veh)	4	15.4%
	Larceny (Theft from Motor Vehicle)	9	34.6%
	Auto Theft	5	19.2%
	Arson	0	0.0%
SUBTOTAL		24	92.3%
PART 1 TOTAL		24	92.3%
Other Crimes Against Persons	Other Assaults	0	0.0%
	Other Sex Offenses	0	0.0%
	Against Family/Child	0	0.0%
SUBTOTAL		0	0.0%
Public Disorder Crimes	Criminal Mischief	2	7.7%
	Prostitution and Commercialized Vice	0	0.0%
	Disorderly Conduct	0	0.0%
SUBTOTAL		2	7.7%
Drug and Alcohol	Drug Abuse Violations	0	0.0%
	Liquor Law Violations	0	0.0%
SUBTOTAL		0	0.0%
White Collar Crimes	Forgery and Counterfeiting	0	0.0%
	Fraud	0	0.0%
	Embezzlement	0	0.0%
SUBTOTAL		0	0.0%
All Other Crimes	Stolen Property	0	0.0%
	Weapons	0	0.0%
	All Other Offenses	0	0.0%
SUBTOTAL		0	0.0%
PART 2 TOTAL		2	7.7%
TOTAL		26	100.0%

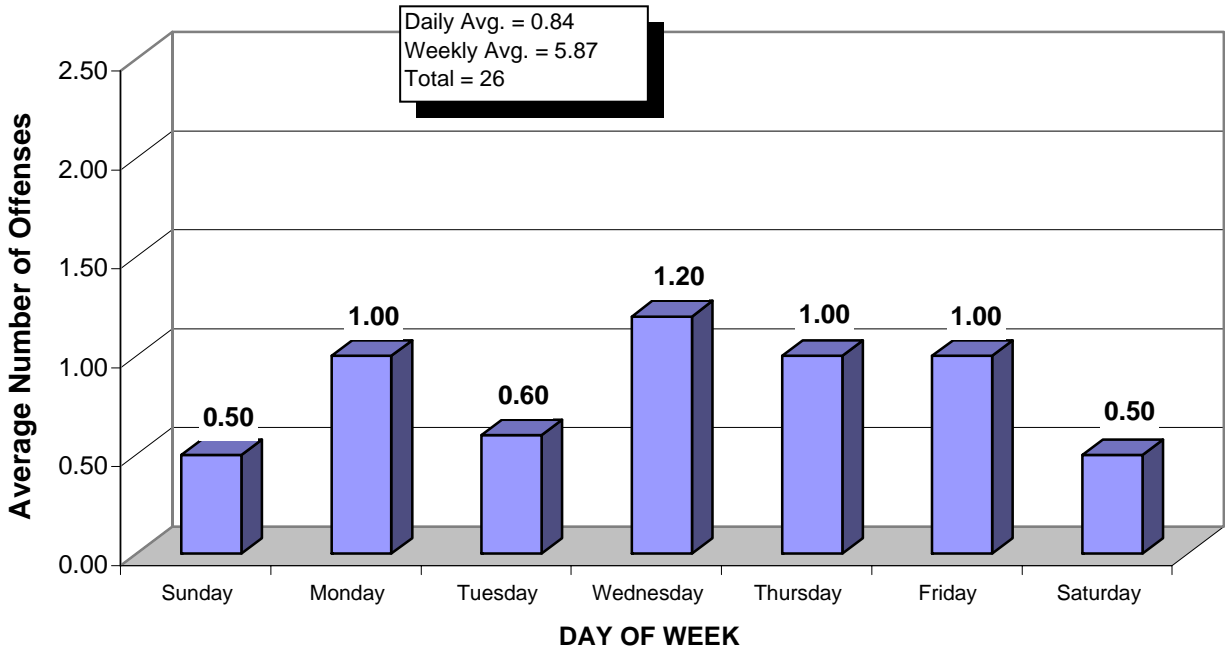
All files utilized in the creation of this report are dynamic. Dynamic files allow additions, deletions and/or modifications at any time, resulting in more complete and accurate records in the databases. Due to continuous data entry after reports are compiled, numbers may vary in previous or subsequent reports. Data downloaded 8/6/08.



**NUMBER OF REPORTED OFFENSES
IN THE WASHINGTON PARK NEIGHBORHOOD
BY DAY OF WEEK: JULY 1, 2008 THROUGH JULY 31, 2008**

DAY OF WEEK	NUMBER	PERCENT	AVG#
Sunday	2	7.7%	0.50
Monday	4	15.4%	1.00
Tuesday	3	11.5%	0.60
Wednesday	6	23.1%	1.20
Thursday	5	19.2%	1.00
Friday	4	15.4%	1.00
Saturday	2	7.7%	0.50
TOTAL	26	100.0%	0.84

**AVERAGE NUMBER OF REPORTED OFFENSES
IN THE WASHINGTON PARK NEIGHBORHOOD
BY DAY OF WEEK: JULY 1, 2008 THROUGH JULY 31, 2008**



Note: Based on day of occurrence.

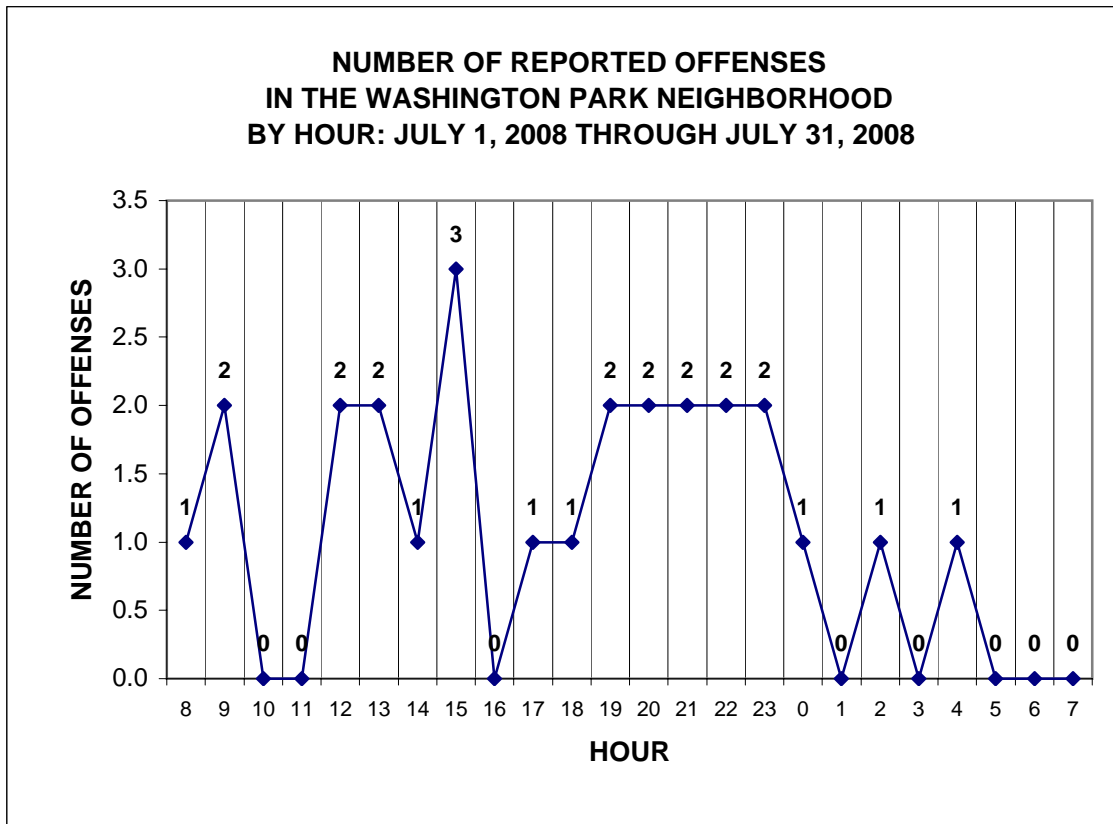
All files used to generate this report are dynamic. Dynamic files allow additions, deletions and/or modifications at any time, resulting in more complete and accurate records in the databases. Due to continuous data entry after reports are compiled, subsequent reports are subject to change.

PREPARED TO DEPARTMENT OF SAFETY PUBLIC INFORMATION STANDARDS

Source: Legacy System geoverified to DenverGIS Street Centerline

**NUMBER OF REPORTED OFFENSES
IN THE WASHINGTON PARK NEIGHBORHOOD
BY HOUR: JULY 1, 2008 THROUGH JULY 31, 2008**

HOUR	NUMBER	PERCENT	HOUR	NUMBER	PERCENT
0800-0859	1	3.8%	2000-2059	2	7.7%
0900-0959	2	7.7%	2100-2159	2	7.7%
1000-1059	0	0.0%	2200-2259	2	7.7%
1100-1159	0	0.0%	2300-2359	2	7.7%
1200-1259	2	7.7%	0000-0059	1	3.8%
1300-1359	2	7.7%	0100-0159	0	0.0%
1400-1459	1	3.8%	0200-0259	1	3.8%
1500-1559	3	11.5%	0300-0359	0	0.0%
1600-1659	0	0.0%	0400-0459	1	3.8%
1700-1759	1	3.8%	0500-0559	0	0.0%
1800-1859	1	3.8%	0600-0659	0	0.0%
1900-1959	2	7.7%	0700-0759	0	0.0%
TOTAL				26	100.0%



Note: Based on hour of occurrence.

All files used to generate this report are dynamic. Dynamic files allow additions, deletions and/or modifications at any time, resulting in more complete and accurate records in the databases. Due to continuous data entry after reports are compiled, subsequent reports are subject to change.

PREPARED TO DEPARTMENT OF SAFETY PUBLIC INFORMATION STANDARDS

Source: Legacy System geoverified to DenverGIS Street Centerline

**REPORTED BURGLARY
IN THE WASHINGTON PARK NEIGHBORHOOD
JULY, 2008**

OFFENSE NUMBER	OFFENSE TYPE	REPORTED DOW/DATE/TIME			CASE STATUS	OCCURRED DOW/DATE/TIME			ADDRESS
80428915	Burglary	THU	7/3/2008	01:53	O	WED	7/2/2008	21:30	741 S WILLIAMS ST
80432847	Burglary	FRI	7/4/2008	16:58	I	WED	7/2/2008	13:00	995 S GILPIN ST
80438347	Burglary	SUN	7/6/2008	03:14	I	SUN	7/6/2008	02:35	1005 S GAYLORD ST
80447750	Burglary	THU	7/10/2008	01:37	I	WED	7/9/2008	12:30	480 S MARION ST
80484921	Burglary	THU	7/24/2008	16:15	I	WED	7/23/2008	19:30	1005 S GAYLORD ST
80496944	Burglary	TUE	7/29/2008	10:50	O	MON	7/28/2008	14:00	218 S DOWNING ST

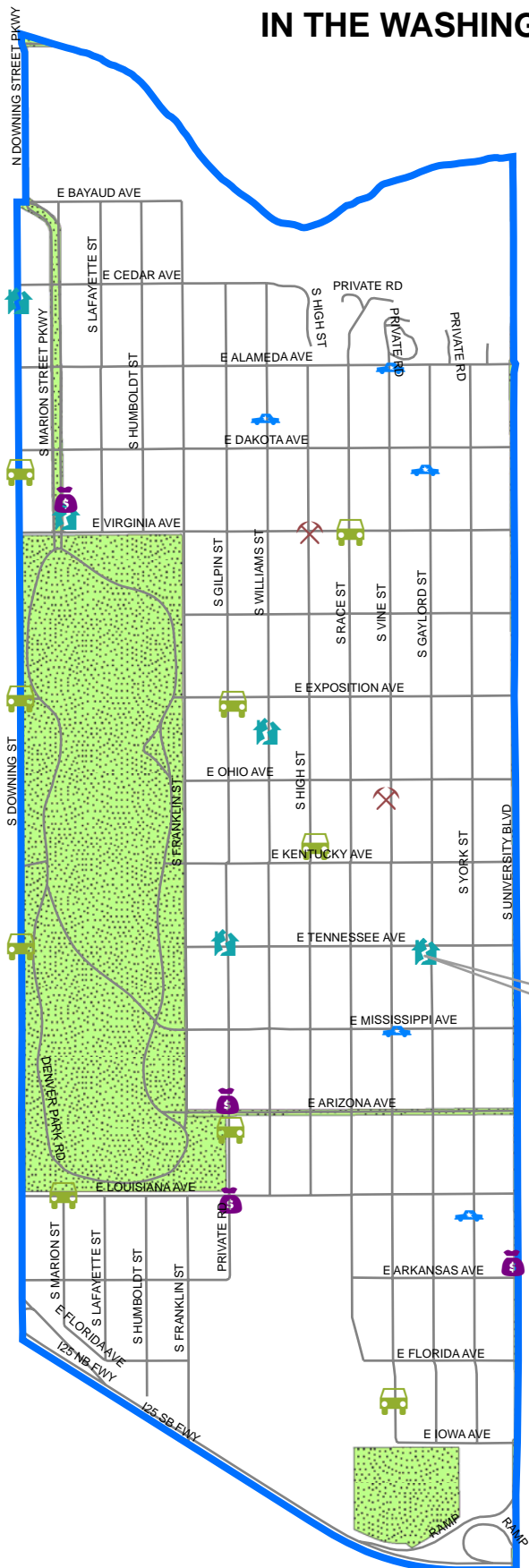
PREPARED TO DEPARTMENT OF SAFETY PUBLIC INFORMATION STANDARDS

All files used to generate this report are dynamic. Dynamic files allow additions, deletions and/or modifications at any time, resulting in more complete and accurate records in the databases. Due to continuous data entry after reports are compiled, subsequent reports are subject to change.

Source: Legacy System geoverified to DenverGIS Street Centerline



REPORTED OFFENSES IN THE WASHINGTON PARK NEIGHBORHOOD JULY, 2008 TOTAL = 26



Type of Offense

-  Burglary (6)
-  Larceny (4)
-  TFMV (9)
-  Auto Theft (5)
-  Criminal Mischief (2)

2 Burglaries

All files used to generate this report are dynamic. Dynamic files allow additions, deletions and/or modifications at any time, resulting in more complete and accurate records in the databases. Due to continuous data entry after reports are compiled, subsequent reports are subject to change.

